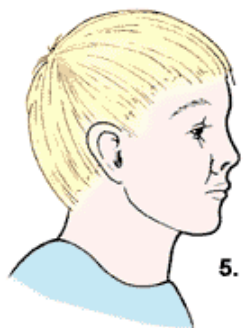
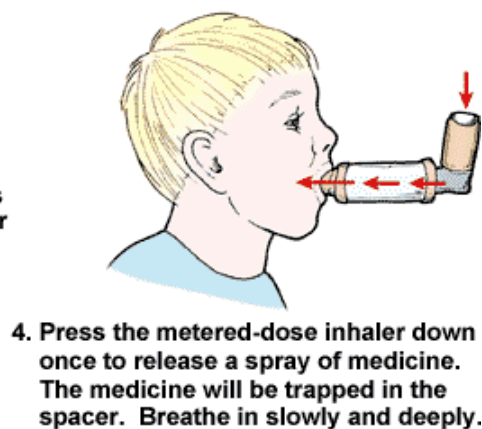
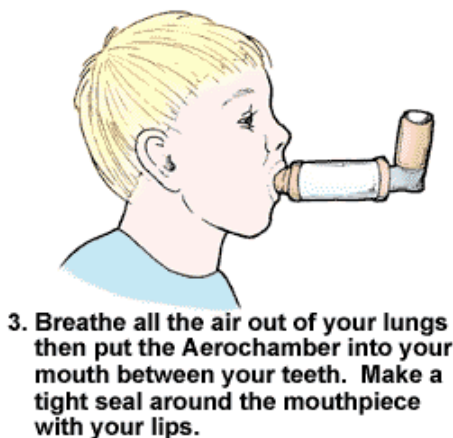
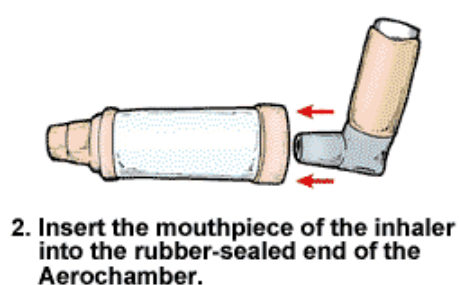
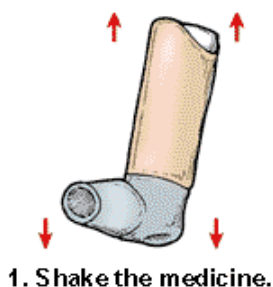


How to Use a Metered-Dose Inhaler with an Aerochamber (Spacer)

Illini Pediatrics, LLC
Joseph E. Cangas, M.D.
107 N. Main St, Ste 2B
Columbia, IL 62236
(618) 281-HEAL (4325)



Copyright ©2001 McKesson Health Solutions LLC. All rights reserved.

Metered-Dose Inhaler Used with an Aerochamber

A metered-dose inhaler (MDI) is a pressurized canister of medication that releases a medicated mist. The Aerochamber is a spacer device that can be used with a metered-dose inhaler. The Aerochamber helps make sure the MDI is at the correct distance from your child's mouth and at the best angle. It helps your child inhale more medicine into the lungs. The Aerochamber can come with or without a mask.

To attach the MDI to the Aerochamber:

1. Remove the caps from the Aerochamber and metered-dose inhaler.
2. Shake the metered-dose inhaler vigorously.
3. Insert the mouthpiece of the inhaler into the rubber-sealed end of the Aerochamber.

To use the MDI with the Aerochamber:

An Aerochamber can come with or without a mask.

To use the MDI with the Aerochamber (without a mask):

1. Have your child breathe all the air out of his lungs. Then have him put the Aerochamber into his mouth between his teeth. Make sure your child has a tight seal around the mouthpiece with his lips.
2. Press the MDI down once to release a spray of medicine. The medicine will be trapped in the Aerochamber.
3. Have your child breathe in slowly and deeply.
4. Ask your child to hold his breath for 5 to 10 seconds. (This gives the medicine time to reach the airways.)
5. Take the Aerochamber out of the mouth. Have your child breathe out slowly.
6. Ask your child to take a few normal breaths and then repeat steps 1 through 5 for another inhalation (puff) if required. Take the number of puffs prescribed by your doctor.

To use the MDI with the Aerochamber (with a mask):

1. Put the Aerochamber mask to your child's face so that both the nose and mouth are covered. The mask must be pressed to your child's face to assure that the medication gets to the lungs.
2. Press the MDI down once to release a spray of medicine. The medicine will be trapped in the spacer.
3. While the mask is on, ask your child to breathe in slowly and deeply (no more than 3 breaths).
4. Take off the mask and have the child breath normally.
5. Repeat steps 1 through 3 if additional puffs are required. Your child should take only the number of puffs prescribed by the doctor.

Cleaning the MDI and Aerochamber

Wash the Aerochamber and the plastic case for the metered-dose inhaler once a week with soapy tap water. Rinse and dry them thoroughly.

With time, the flap valve may harden and start to curl, making the chamber inefficient. You will then need to get a new Aerochamber.